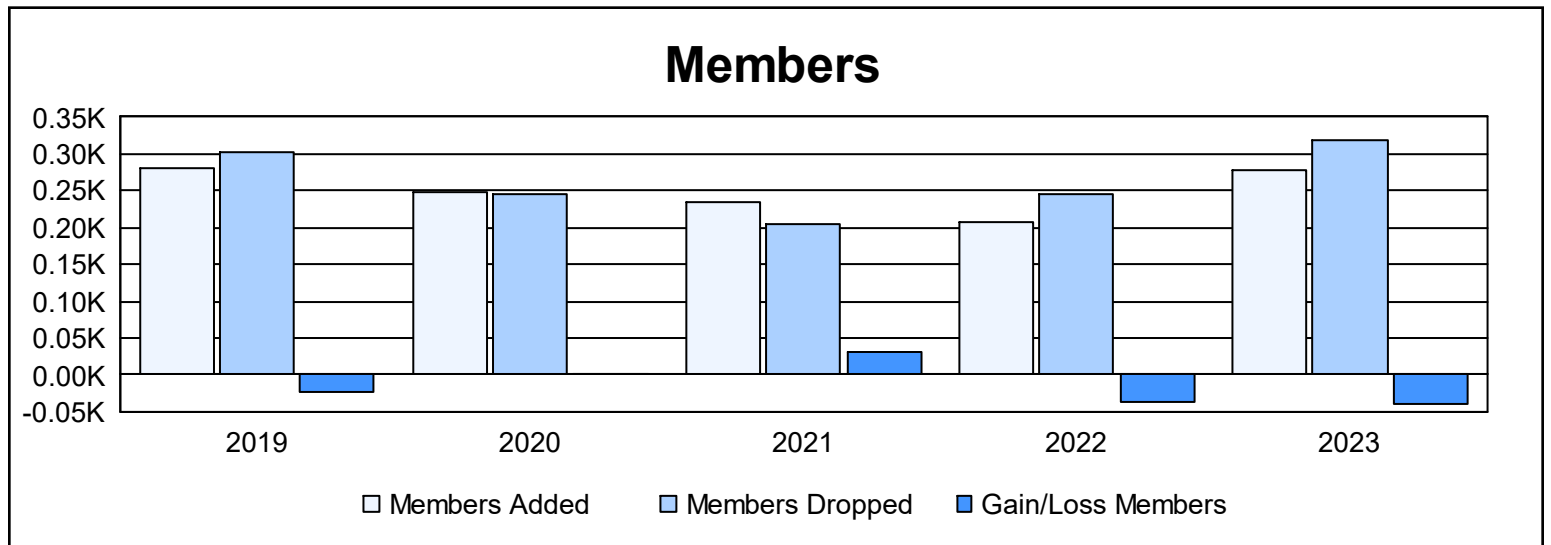
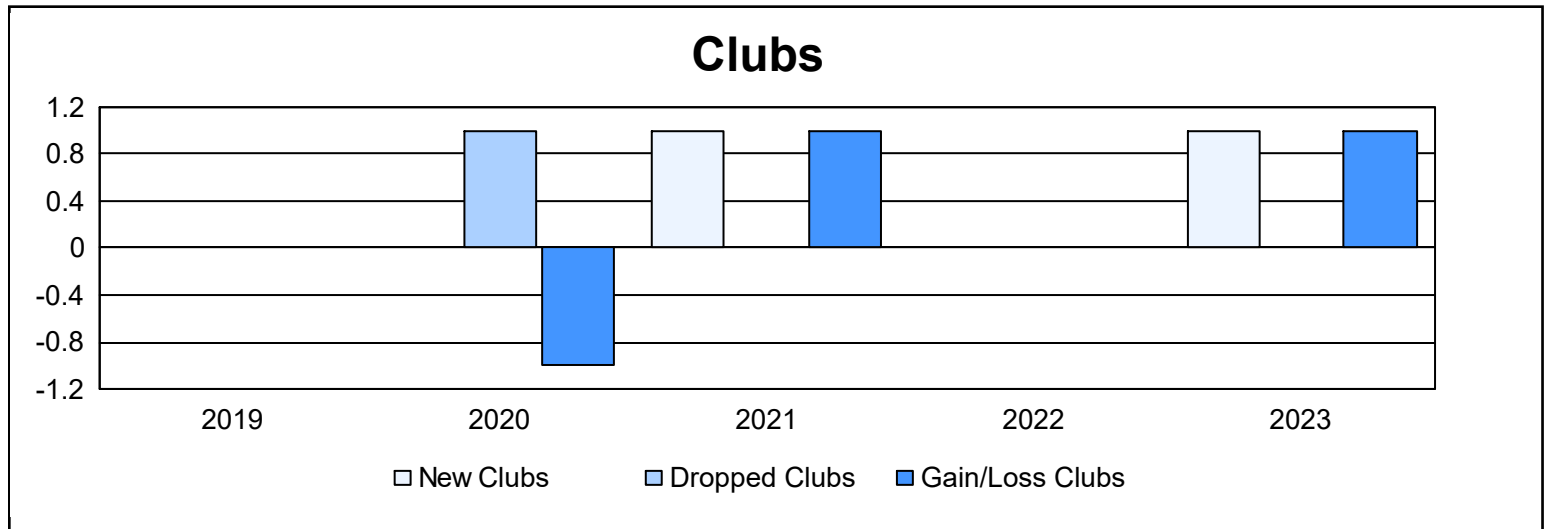
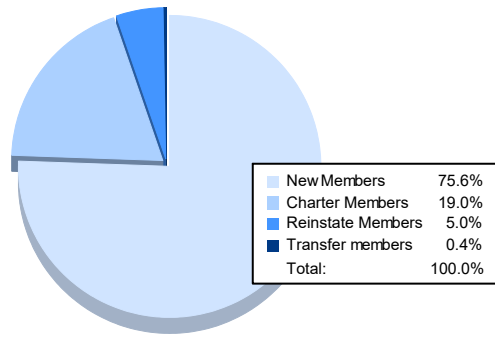


Year	New Clubs	Dropped Clubs	Gain/ Loss Clubs	New Members	Charter Members	Reinstate Members	Transfer Members	Total Member Added	Total Members Dropped	Gain/ Loss Members
2018-2019	0	0	0	272	3	3	2	280	302	-22
2019-2020	0	1	-1	233	3	10	1	247	245	2
2020-2021	1	0	1	193	36	6	0	235	205	30
2021-2022	0	0	0	198	2	8	0	208	246	-38
2022-2023	1	0	1	211	53	14	1	279	319	-40
<b>Average</b>	<b>0</b>	<b>0</b>	<b>0</b>	<b>221</b>	<b>19</b>	<b>8</b>	<b>1</b>	<b>250</b>	<b>263</b>	<b>-14</b>



### Membership Composition June 2023 Cumulative



### Gender Composition June 2023 Cumulative

